


**NORTH EAST (WEBUTUCK)
CENTRAL SCHOOL DISTRICT**



**2025-2026
PROPOSED
BUDGET**

Adopted by the Board of Education

April 14, 2025

NORTH EAST (WEBUTUCK) CENTRAL SCHOOL DISTRICT

NORTH EAST (Webutuck) CENTRAL SCHOOL DISTRICT
SAMPLE BALLOT
May 20, 2025

PROPOSITION I: 2025-2026 North East (Webutuck) CSD Budget

SHALL the 2025-2026 Budget as adopted by the Board of Education in the amount of \$28,665,850, with anticipated revenue exclusive of taxes in the amount of \$9,262,543 and the amount to be raised through taxes of \$19,403,307 be approved?

YES ☐

NO ☐

PROPOSITION II: 2025-2026 Transportation Vehicle Purchase

SHALL the Board of Education of the North East (Webutuck) Central School District be authorized to: (1) acquire one (1) 2025 65-passenger school bus and two (2) Chrysler Voyager LX transportation vehicles, at a cost not to exceed \$249,190, which is estimated to be the maximum cost thereof; (2) expend such sum for such purpose; (3) levy the necessary tax therefor, to be levied and collected in annual installments in such years and in such amounts as may be determined by the Board of Education taking into account state aid; and (4) in anticipation of the collection of such tax, issue bonds and notes of the District and/or enter into installment purchase agreements at one time or from time to time in the principal amount not to exceed \$249,190, and levy a tax to pay the interest on said obligations when due?

YES ☐

NO ☐

BOARD OF EDUCATION MEMBERS – TWO VACANCIES
(VOTE FOR TWO)

☐ Nichole Reyes ☐ Anthony Robustelli

Write In:

Adopted Budget 2025-2026

		2024-2025	2025-2026	2025-2026 BUDGET COMPONENTS		
Account Name	Account Code	Budget	Adopted Budget	ADMIN	PROGRAM	CAPITAL
GENERAL SUPPORT						
BOARD OF EDUCATION						
Contractual	A 1010.400-00-0020	8,000.00	8,000.00	8,000.00		
Conference and Mileage	A 1010.410-00-0020	3,620.00	3,620.00	3,620.00		
Materials and Supplies	A 1010.450-00-0020	477.00	477.00	477.00		
BOARD OF EDUCATION		12,097.00	12,097.00	12,097.00	0.00	0.00
Noninstructional Salaries	A 1040.160-00-0020	13,785.00	14,060.00	14,060.00		
Materials and Supplies	A 1040.450-00-0020	500.00	800.00	800.00		
DISTRICT CLERK		14,285.00	14,860.00	14,860.00	0.00	0.00
Miscellaneous Expense	A 1060.440-00-0020	138.00	138.00	138.00		
Advertising	A 1060.448-00-0020	2,000.00	2,000.00	2,000.00		
Materials and Supplies	A 1060.450-00-0020	1,000.00	1,500.00	1,500.00		
DISTRICT MEETING		3,138.00	3,638.00	3,638.00	0.00	0.00
TOTAL BOARD OF EDUCATION		29,520.00	30,595.00	30,595.00	0.00	0.00
CENTRAL ADMINISTRATION						
Salary-Chief School Administrator	A 1240.150-00-0020	211,201.00	215,425.22	215,425.22		
Noninstructional Salaries	A 1240.160-00-0020	71,225.00	74,480.00	74,480.00		
Noninstructional Salary-Season/Subs	A 1240.164-00-0020	1,082.00	1,082.00	1,082.00		
Contractual Expense	A 1240.400-00-0020	1,000.00	1,000.00	1,000.00		
Conference Fees and Mileage	A 1240.410-00-0020	7,275.00	7,275.00	7,275.00		
Fees and Dues	A 1240.411-00-0020	3,500.00	3,500.00	3,500.00		
Materials and Supplies	A 1240.450-00-0020	1,500.00	1,500.00	1,500.00		
CHIEF SCHOOL ADMINISTRATOR		296,783.00	304,262.22	304,262.22	0.00	0.00
TOTAL CENTRAL ADMINISTRATION		296,783.00	304,262.22	304,262.22	0.00	0.00
FINANCE						
Salary-School Business Administrator	A 1310.150-00-0020	178,349.00	183,600.47	183,600.47		
Noninstructional Salaries	A 1310.160-00-0020	164,416.00	169,915.05	169,915.05		
Noninstructional Salary-Over/Extra	A 1310.162-00-0020	3,800.00	3,800.00	3,800.00		
Contractual Expense	A 1310.400-00-0020	50,400.00	65,000.00	65,000.00		
CONFERENCE FEES AND MILEAGE	A 1310.410-00-0020	6,600.00	6,600.00	6,600.00		
FEES & DUES	A 1310.411-00-0020	765.00	765.00	765.00		
POSTAGE	A 1310.444-00-0020	2,000.00	2,000.00	2,000.00		
PUBLIC NOTICE ADVERTISING	A 1310.448-00-0020	1,200.00	1,200.00	1,200.00		
MATERIALS AND SUPPLIES	A 1310.450-00-0020	6,300.00	6,300.00	6,300.00		
BOCES SERVICES	A 1310.490-00-0020	9,017.00	9,451.00	9,451.00		
BUSINESS ADMINISTRATION		422,847.00	448,631.52	448,631.52	0.00	0.00
CONTRACTUAL AND OTHER	A 1320.400-00-0020	32,000.00	32,000.00	32,000.00		
AUDITING		32,000.00	32,000.00	32,000.00	0.00	0.00
NONINSTRUCTIONAL SALARIES	A 1325.160-00-0020	67,041.00	69,388.87	69,388.87		
NONINSTRUCTIONAL SAL-DPTY. TREAS.	A 1325.160-10-0020	2,589.00	2,589.00	2,589.00		
TREASURER CONTRACTUAL	A 1325.400-00-0020	200.00	200.00	200.00		
CONFERENCE AND MILEAGE	A 1325.410-00-0020	800.00	800.00	800.00		
TREASURER		70,630.00	72,977.87	72,977.87	0.00	0.00
NONINSTRUCTIONAL SALARIES	A 1330.160-00-0020	7,803.00	7,803.00	7,803.00		
CONTRACTUAL AND OTHER	A 1330.400-00-0020	2,750.00	2,750.00	2,750.00		
POSTAGE	A 1330.444-00-0020	2,414.00	2,414.00	2,414.00		
ADVERTISING	A 1330.448-00-0020	402.00	402.00	402.00		
MATERIALS AND SUPPLIES	A 1330.450-00-0020	204.00	204.00	204.00		
TAX COLLECTION		13,573.00	13,573.00	13,573.00	0.00	0.00
BOCES SERVICES	A1345.490-00-0020	357.00	357.00	357.00		
TOTAL FINANCE		539,407.00	567,539.39	567,539.39	0.00	0.00
STAFF						
CONTRACTUAL AND OTHER	A 1420.400-00-0020	16,934.00	16,934.00	16,934.00		
CONTRACTUAL - NON-RETAINER	A 1420.400-00-0120	20,904.00	20,904.00	20,904.00		
LEGAL		37,838.00	37,838.00	37,838.00	0.00	0.00
PERSONNEL ADVERTISING	A 1430.448-00-0020	2,000.00	2,000.00	2,000.00		
BOCES SERVICES	A 1430.490-00-0020	7,110.00	7,087.00	7,087.00		
PERSONNEL		9,110.00	9,087.00	9,087.00	0.00	0.00
CONTRACTUAL AND OTHER	A 1480.400-00-0020	2,250.00	2,250.00	2,250.00		
PUBLIC INFORMATION & SERVICES		97,450.00	106,650.00	106,650.00		
PUBLIC INFORMATION & SERVICES	A 1480.490-00-0020	99,700.00	108,900.00	108,900.00	0.00	0.00
TOTAL STAFF		146,648.00	155,825.00	155,825.00	0.00	0.00

CENTRAL SERVICES						
NONINSTRUCTIONAL SALARIES	A 1620.160-00-0020	290,661.00	306,548.55			306,548.55
NONINSTRUCTIONAL SALARIES - EXTRAS	A 1620.162-00-0020	18,927.00	18,927.00			18,927.00
NONINSTRUCTIONAL SALARIES - SUBS	A 1620.164-00-0021	20,131.00	20,131.00			20,131.00
EQUIPMENT	A 1620.200-00-0021	2,500.00	2,500.00			2,500.00
SERVICE CONTRACTS	A 1620.400-00-0021	15,000.00	15,000.00			15,000.00
FUEL AND UTILITIES	A 1620.420-00-0020	400,000.00	360,000.00			360,000.00
TELEPHONE SERVICE	A 1620.421-00-0020	9,360.00	9,360.00			9,360.00
LIABILITY INSURANCE	A 1620.422-00-0020	56,036.00	62,760.00			62,760.00
REPAIRS	A 1620.430-00-0021	17,000.00	17,000.00			17,000.00
MATERIALS & SUPPLIES	A 1620.450-00-0020	10,200.00	10,200.00			10,200.00
MATERIALS AND SUPPLIES	A 1620.450-00-0021	35,000.00	35,000.00			35,000.00
BOCES SERVICES	A 1620.490-00-0020	97,333.00	92,643.00			92,643.00
OPERATION OF PLANT		972,148.00	950,069.55	0.00	0.00	950,069.55
NONINSTRUCTIONAL SALARIES	A 1621.160-00-0020	241,999.06	260,699.01			260,699.01
NONINSTRUCTIONAL SALARIES - EXTRAS	A 1621.162-00-0021	9,302.00	9,302.00			9,302.00
NONINSTRUCTIONAL SALARIES - SUBS	A 1621.164-00-0021	8,840.00	8,840.00			8,840.00
CONTRACTUAL AND OTHER	A 1621.400-00-0021	109,368.00	109,368.00			109,368.00
CONFERENCE & MILEAGE	A 1621.410-00-0021	780.00	780.00			780.00
GENERAL REPAIRS	A 1621.430-00-0021	39,670.00	39,670.00			39,670.00
SMALL IMPROVEMENT PROJECTS	A 1621.430-00-1021	150,000.00	150,000.00			150,000.00
REPAIRS - ROOFS & PAVING REPAIRS	A 1621.431-00-0021	9,920.00	9,920.00			9,920.00
MATERIALS AND SUPPLIES	A 1621.450-00-0021	58,000.00	58,000.00			58,000.00
BOCES SERVICES	A 1621.490-00-0020	9,105.00	10,458.00			10,458.00
MAINTENANCE OF PLANT		636,984.06	657,037.01	0.00	0.00	657,037.01
MATERIALS AND SUPPLIES	A 1670.450-00-0020	4,577.00	4,577.00	4,577.00		
BOCES SERVICES	A 1670.490-00-0020	14,254.00	22,000.00	22,000.00		
CENTRAL PRINTING & MAILING		18,831.00	26,577.00	26,577.00	0.00	0.00
BOCES SERVICES	A 1680.490-00-0020	7,749.00	8,097.00	8,097.00		
CENTRAL DATA PROCESSING		7,749.00	8,097.00	8,097.00		
TOTAL CENTRAL SERVICES		1,635,712.06	1,641,780.56	34,674.00	0.00	1,607,106.56
SPECIAL ITEMS						
UNALLOCATED LIABILITY INSURANCE	A 1910.420-00-0020	51,689.00	63,948.00	63,948.00		
STUDENT ACCIDENT INSURANCE	A 1910.420-02-0020	9,769.00	9,769.00	9,769.00		
UNALLOCATED INSURANCE		61,458.00	73,717.00	73,717.00	0.00	0.00
SCHOOL ASSOCIATION DUES	A 1920.420-00-0020	9,451.00	9,451.00	9,451.00		
SCHOOL ASSOCIATION DUES		9,451.00	9,451.00	9,451.00	0.00	0.00
REFUND ON REAL PROPERTY TAXES	A 1964.440-00-0020	100,000.00	100,000.00	0.00		100,000.00
REFUND OF REAL PROPERTY TAXES		100,000.00	100,000.00	0.00	0.00	100,000.00
BOCES SERVICES	A 1981.490-00-0020	116,040.00	130,220.00	130,220.00		
BOCES SERVICES		116,040.00	130,220.00	130,220.00	0.00	0.00
TOTAL SPECIAL ITEMS		286,949.00	313,388.00	213,388.00	0.00	100,000.00
TOTAL GENERAL SUPPORT		2,935,019.06	3,013,390.17	1,306,283.61	0.00	1,707,106.56
INSTRUCTION						
INSTRUCTION ADMINISTRATION & IMPROVEMENT						
SUMMER CURRICULUM WRITING	A 2010.150-00-2020	3,109.00	3,109.00	3,109.00		
MATERIALS & SUPPLIES-CURRICULUM	A 2010.450-00-0020	900.00	900.00	900.00		
MATERIALS & SUPPLIES - MATH	A 2010.450-00-0120	1,605.00	1,605.00	1,605.00		
MATERIALS & SUPPLIES - SP AREAS	A 2010.450-00-0220	400.00	400.00	400.00		
MATERIALS & SUPPLIES - SCIENCE	A 2010.450-00-0320	1,350.00	1,350.00	1,350.00		
MATERIALS & SUPPLIES-LANGUAGE ARTS	A 2010.450-00-0420	1,350.00	1,350.00	1,350.00		
MATERIALS & SUPPLIES - SPEC ED	A 2010.450-00-0520	1,350.00	1,350.00	1,350.00		
MATERIALS & SUPPLIES - SOC STUDIES	A 2010.450-00-0620	1,350.00	1,350.00	1,350.00		
MATERIALS & SUPPLIES - LITERACY	A 2010.450-00-0720	4,000.00	4,000.00	4,000.00		
BOCES SERVICES	A 2010.490-00-0020	15,800.00	0.00	0.00		
CURRICULUM DEVELOPMENT & SUPERVISION		31,214.00	15,414.00	15,414.00	0.00	0.00
INSTRUCTIONAL SALARIES	A 2020.150-00-0020	560,106.66	636,413.24	636,413.24		
NONINSTRUCTIONAL SALARIES	A 2020.160-00-0020	127,932.75	131,631.50	131,631.50		
NONINSTRUCTIONAL SALARIES - EXTRA	A 2020.162-00-0020	8,100.00	8,100.00	8,100.00		
CONTRACTUAL-WHS	A 2020.400-01-0030	400.00	400.00	400.00		
CONTRACTUAL-WES	A 2020.400-02-0032	1,000.00	1,000.00	1,000.00		
CONTRACTUAL- EBIS	A 2020.400-05-0031	2,600.00	2,600.00	2,600.00		
CONTRACTUAL-FINGERPRINTING EXPENSE	A 2020.401-00-0020	2,000.00	2,000.00	2,000.00		
CONFERENCE FEES AND MILEAGE-WHS	A 2020.410-01-0030	150.00	150.00	150.00		
CONFERENCE FEES AND MILEAGE-WES	A 2020.410-02-0032	100.00	100.00	100.00		
CONFERENCE FEES AND MILEAGE - EBIS	A 2020.410-05-0031	250.00	250.00	250.00		
FEES AND DUES WHS	A 2020.411-01-0030	400.00	400.00	400.00		

MISCELLANEOUS-WHS	A 2020.440-01-0030	200.00	200.00	200.00		
MISCELLANEOUS-WES	A 2020.440-02-0032	300.00	300.00	300.00		
MISCELLANEOUS - EBIS	A 2020.440-05-0031	100.00	100.00	100.00		
POSTAGE-WHS	A 2020.444-01-0030	2,000.00	2,000.00	2,000.00		
POSTAGE-WES	A 2020.444-02-0032	1,700.00	1,700.00	1,700.00		
POSTAGE - EBIS	A 2020.444-05-0031	1,750.00	1,750.00	1,750.00		
PRINTING-WHS	A 2020.445-01-0030	900.00	900.00	900.00		
PRINTING-WES	A 2020.445-02-0032	500.00	500.00	500.00		
PRINTING - EBIS	A 2020.445-05-0031	1,000.00	1,000.00	1,000.00		
MATERIALS AND SUPPLIES-WHS	A 2020.450-01-0030	2,200.00	2,200.00	2,200.00		
MATERIALS AND SUPPLIES-WES	A 2020.450-02-0032	2,500.00	2,500.00	2,500.00		
MATERIALS & SUPPLIES - EBIS	A 2020.450-05-0031	2,500.00	2,500.00	2,500.00		
SUPERVISION - REGULAR SCHOOL		718,689.41	798,694.74	798,694.74	0.00	0.00
TESTING	A 2060.443-00-0020	10,397.00	10,397.00	10,397.00		
RESEARCH, PLANNING & EVALUATION		10,397.00	10,397.00	10,397.00	0.00	0.00
BOCES SERVICES	A 2070.490-00-0020	78,134.00	74,201.00	74,201.00		
IN-SERVICE TRAINING - INSTRUCTION		78,134.00	74,201.00	74,201.00	0.00	0.00
TOTAL INSTRUCTION ADMINISTRATION & IMPROVEMENT		838,434.41	898,706.74	898,706.74	0.00	0.00
TEACHING						
PRE-K SALARIES	A 2110.120-00-0120	141,559.00	72,382.00	72,382.00		
SALARIES TEACHING 5-6	A 2110.120-02-0420	1,170,647.00	1,298,007.00	1,298,007.00		
SALARIES TEACHING K-3	A 2110.120-03-0320	1,307,922.00	1,236,153.00	1,236,153.00		
SALARIES TEACHING GRADE 4	A 2110.120-04-0320	204,110.00	278,828.00	278,828.00		
SALARIES TEACHING 7 & 8	A 2110.120-05-0420	570,890.00	625,235.00	625,235.00		
INSTRUCTIONAL SALARIES EXTRA PAY 5 & 6	A2110.122-02-0420	3,200.00	3,200.00	3,200.00		
INSTRUCTIONAL SALARIES EXTRA PAY K-3	A2110.122-03-0320	21,500.00	21,500.00	21,500.00		
INSTR. SALARIES - MUSIC/CONCERTS	A 2110.123-00-0820	1,000.00	1,000.00	1,000.00		
SALARIES TEACHING MENTOR 5 & 6	A 2110.123-02-0420	848.00	848.00	848.00		
SALARIES TEACHING MENTOR K-3	A 2110.123-03-0320	848.00	848.00	848.00		
INSTR SALARIES - ELL AES/WES	A 2110.124-03-0320	144,710.00	152,152.00	152,152.00		
SALARIES LEAD TEACHER 9-12	A 2110.126-01-0520	882.00	882.00	882.00		
SALARIES LEAD TEACHER K-3	A 2110.126-03-0320	882.00	882.00	882.00		
SALARIES LEAD TEACHER 7 & 8	A 2110.126-05-0420	882.00	882.00	882.00		
SALARIES TEACHING 9-12	A 2110.130-01-0520	1,648,627.00	1,539,143.00	1,539,143.00		
SALARIES TEACHING EXTRA PAY 9-12	A 2110.132-01-0520	33,103.00	33,103.00	33,103.00		
SALARIES TEACHING MENTOR 9-12	A 2110.133-01-0520	848.00	848.00	848.00		
INSTR. SALARIES - ELL 7-12	A 2110.134-01-0520	107,692.00	110,370.00	110,370.00		
SUBSTITUTE TEACHERS SALARIES	A 2110.140-00-0020	82,584.00	82,584.00	82,584.00		
HOME TUTORING	A 2110.141-00-0020	8,070.00	8,070.00	8,070.00		
SALARIES TEACHING ASS'T EXTRA PAY K-3	A 2110.152-03-0320	8,000.00	8,000.00	8,000.00		
SALARIES -TEACHING ASSISTANTS 9-12	A 2110.155-01-0520	25,812.00	27,103.00	27,103.00		
SALARIES - TEACHING ASSISTANTS 5 & 6	A 2110.155-02-0420	49,424.00	54,206.00	54,206.00		
SALARIES - TEACHING ASSISTANTS K-3	A 2110.155-03-0320	102,492.00	133,575.00	133,575.00		
SALARIES - TEACHING ASSISTANTS 7 & 8	A 2110.155-05-0420	25,312.50	26,715.00	26,715.00		
NONINSTRUCTIONAL SALARIES	A 2110.160-00-0020	7,191.00	8,301.00	8,301.00		
SALARIES-NON INSTRUCTIONAL 5 & 6	A 2110.160-02-0420	11,435.00	11,894.00	11,894.00		
SALARIES -NON INSTRUCTIONAL K-3	A 2110.160-03-0320	19,422.00	81,990.00	81,990.00		
NON INSR SALARIES - EXTRA - SUP CONF	A 2110.162-00-0020	6,640.00	6,640.00	6,640.00		
NON-INSTRUCT. SALARIES SUBS	A 2110.164-00-0020	6,500.00	6,500.00	6,500.00		
CONTRACTUAL-WES	A 2110.400-02-0032	2,000.00	2,000.00	2,000.00		
CONTRACTUAL - DCC - STUDENTS	A 2110.401-00-0120	60,000.00	40,000.00	40,000.00		
CONTRACTUAL - AIE- DISTRICT	A 2110.402-00-0020	2,000.00	2,000.00	2,000.00		
CONTRACTUAL - SCHOOL RESOURCE OFFICER	A 2110.403-00-0020	99,833.00	113,300.00	113,300.00		
CONFERENCE FEES AND MILEAGE-WHS	A 2110.410-01-0030	7,345.00	7,345.00	7,345.00		
CONFERENCE FEES AND MILEAGE-WES	A 2110.410-02-0032	8,500.00	8,500.00	8,500.00		
CONFERENCE & MILEAGE -EBIS	A 2110.410-05-0031	7,500.00	7,500.00	7,500.00		
ADMISSIONS, FEES & DUES- WHS	A 2110.411-01-0030	1,750.00	1,750.00	1,750.00		
ADMISSIONS, FEES & DUES - WES	A 2110.411-02-0032	800.00	800.00	800.00		
ADMISSIONS, FEES & DUES - EBMS	A 2110.411-05-0031	2,043.00	2,043.00	2,043.00		
CONSULTANTS - DISTRICT	A 2110.412-00-0020	2,000.00	2,000.00	2,000.00		
EQUIPMENT REPAIRS - DISTRICT	A 2110.430-00-0020	1,225.00	1,225.00	1,225.00		
INSTRUCTIONAL SUPPLIES-WHS	A 2110.450-01-0030	22,230.00	22,230.00	22,230.00		
INSTRUCTIONAL SUPPLIES-WES	A 2110.450-02-0032	18,975.00	18,975.00	18,975.00		
INSTRUCTIONAL SUPPLIES - EBIS	A 2110.450-05-0031	19,200.00	19,200.00	19,200.00		
PBIS WEBUTUCK HIGH SCHOOL	A 2110.450-09-0930	1,666.66	1,666.66	1,666.66		
PBIS EUGENE BROOKS	A 2110.450-09-0931	1,666.67	1,666.67	1,666.67		
PBIS WEBUTUCK ELEMENTARY	A 2110.450-09-0932	1,666.67	1,666.67	1,666.67		
TUITION TO OTHER DISTRICTS	A 2110.470-00-0020	15,000.00	15,000.00	15,000.00		
TEXTBOOKS-PRIVATE	A 2110.480-00-0020	1,000.00	1,000.00	1,000.00		
TEXTBOOKS - DISTRICT	A 2110.480-00-0120	85,000.00	85,000.00	85,000.00		
BOCES SERVICES	A 2110.490-00-0020	79,797.00	41,996.00	41,996.00		
REGULAR SCHOOL		6,154,230.50	6,228,705.00	6,228,705.00	0.00	0.00
PROGRAMS FOR HANDICAPPED CHILDREN						
SALARIES (SPED) TEACHING 9-12	A 2250.150-01-0520	350,380.00	370,859.00	370,859.00		

SALARIES (SPED) TEACHING 5-8	A 2250.150-02-0420	603,794.00	641,476.00	641,476.00	
SALARIES (SPED) TEACHING K-3	A 2250.150-03-0320	604,305.00	555,769.00	555,769.00	
SALARIES (SPED) TEACHING EXTRA PAY 9-12	A 2250.152-01-0520	5,847.00	5,847.00	5,847.00	
SALARIES (SPED) TEACHING EXTRA PAY 5-8	A 2250.152-02-0420	5,847.00	5,847.00	5,847.00	
SALARIES (SPED) TEACHING EXTRA PAY K-3	A 2250.152-03-0320	5,847.00	5,847.00	5,847.00	
SALARIES (SPED) TEACHING MENTOR 9-12	A 2250.153-01-0520	1,055.00	1,055.00	1,055.00	
SALARIES (SPED) TEACHING MENTOR 5-8	A 2250.153-02-0420	1,055.00	1,055.00	1,055.00	
SALARIES (SPED) TEACHING MENTOR K-3	A 2250.153-03-0320	1,054.00	1,054.00	1,054.00	
SALARIES (SPED) TEACHING ASSISTANTS 9-12	A 2250.155-01-0520	77,201.00	83,614.00	83,614.00	
SALARIES (SPED) TEACHING ASSISTANTS 5-8	A 2250.155-02-0420	77,374.00	57,656.00	57,656.00	
SALARIES (SPED) TEACHING ASSISTANTS K-3	A 2250.155-03-0320	75,951.00	102,208.00	102,208.00	
NONINSTRUCTIONAL SALARIES	A 2250.160-00-0020	98,640.00	43,245.00	43,245.00	
NONINSTRUCTIONAL SALARIES - SR TYP	A 2250.161-00-0020	45,025.50	46,820.00	46,820.00	
NONINSTRUCTIONAL SALARIES - EXTRAS	A 2250.162-00-0020	5,660.00	5,660.00	5,660.00	
NONINSTRUCTIONAL SALARIES - SUBS	A 2250.164-00-0020	7,028.00	7,028.00	7,028.00	
CONTRACTUAL EXPENSES	A 2250.400-00-0042	152,349.80	152,349.80	152,349.80	
CONFERENCE & MILEAGE DISTRICT WIDE	A 2250.410-00-0042	742.00	742.00	742.00	
CONFERENCE FEES AND MILEAGE - DIRECTOR STUDENT SERV	A 2250.410-00-1020	3,000.00	3,000.00	3,000.00	
CONFERENCE & MILEAGE - WHS	A 2250.410-01-0042	62.00	62.00	62.00	
CONFERENCE FEE & MILEAGE WES	A 2250.410-02-0042	62.00	62.00	62.00	
CONFERENCE FEES AND MILEAGE	A 2250.410-03-0042	137.00	137.00	137.00	
FEES & DUES - DISTRICT	A 2250.411-00-0042	260.00	260.00	260.00	
TESTING- DISTRICT	A 2250.443-00-0042	4,638.00	4,638.00	4,638.00	
POSTAGE CSE	A 2250.444-00-0042	4,220.00	4,220.00	4,220.00	
MATERIALS & SUPPLIES-DISTRICT-WIDE	A 2250.450-00-0042	5,030.00	5,030.00	5,030.00	
TUITION TO OTHER SCHOOLS	A 2250.470-00-0020	776,982.00	557,680.00	557,680.00	
TUITION TO PUBLIC DISTRICTS IN NYS	A 2250.471-00-0020	160,000.00	160,000.00	160,000.00	
BOCES SERVICES	A 2250.490-00-0020	1,135,410.00	1,864,915.00	1,864,915.00	
PROGRAMS FOR HANDICAPPED CHILDREN		4,208,956.30	4,688,135.80	0.00	4,688,135.80
BOCES SERVICES	A 2280.490-00-0020	457,300.00	469,200.00	469,200.00	
OCCUPATIONAL EDUCATION GRADES 10-12		457,300.00	469,200.00	0.00	469,200.00
BOCES SERVICES	A 2330.490-00-0020	0.00	0.00	0.00	
SPECIAL SCHOOLS		0.00	0.00	0.00	0.00
TOTAL TEACHING		10,820,486.80	11,386,040.80	0.00	11,386,040.80
INSTRUCTIONAL MEDIA					
INSTRUCTIONAL SALARIES- LIBRARIAN	A 2610.150-03-0320	179,635.00	192,052.00	192,052.00	
NONINSTRUCTIONAL SALARIES	A 2610.160-00-0020	22,869.00	24,762.00	24,762.00	
NONINSTRUCTIONAL SALARIES - EXTRAS	A 2610.162-00-0020	400.00	400.00	400.00	
LIB CONFERENCE & MILEAGE - WHS/EBIS	A 2610.410-01-0030	125.00	125.00	125.00	
LIBRARY CONFERENCE & MILEAGE WES	A 2610.410-02-0032	125.00	125.00	125.00	
LIBRARY SUPPLIES-WHS/EBIS	A 2610.450-01-0030	4,150.00	4,150.00	4,150.00	
LIBRARY SUPPLIES-WES	A 2610.450-02-0032	3,300.00	3,300.00	3,300.00	
LIBRARY A/V LOAN PROGRAM-WHS/EBIS	A 2610.460-01-0030	4,000.00	4,000.00	4,000.00	
LIBRARY A/V LOAN PROGRAM-WES	A 2610.460-02-0032	4,000.00	4,000.00	4,000.00	
BOCES SERVICES	A 2610.490-00-0020	30,239.00	31,559.00	31,559.00	
SCHOOL LIBRARY & AUDIOVISUAL		248,843.00	264,473.00	0.00	264,473.00
INSTRUCTIONAL SALARIES - EXTRA	A 2630.152-00-0020	3,000.00	3,000.00	3,000.00	
COMPUTER EQUIPMENT- HARDWARE AID	A 2630.200-05-0020	4,570.00	4,570.00	4,570.00	
COMPUTER EQUIPMENT WES	A 2630.400-00-0020	5,200.00	5,200.00	5,200.00	
CONTRACTUAL DISTRICT	A 2630.400-00-0120	97,144.96	97,144.96	97,144.96	
CONTRACTUAL-DIST. EQUIP. MAIN AGREE	A 2630.400-00-0820	10,919.00	10,919.00	10,919.00	
CONTRACTUAL -WHS	A 2630.400-01-0030	7,014.00	7,014.00	7,014.00	
CONTRACTUAL - WES	A 2630.400-02-0032	3,130.00	3,130.00	3,130.00	
CONFERENCE FEES & MILEAGE TECH DEPT	A 2630.410-00-0020	1,305.00	1,305.00	1,305.00	
REPAIRS	A 2630.430-00-0020	28,000.00	28,000.00	28,000.00	
MATERIALS AND SUPPLIES - DISTRICT	A 2630.450-00-0020	4,680.00	4,680.00	4,680.00	
COMPUTER MATERIALS & SUPPLIES	A 2630.450-00-0120	30,000.00	30,000.00	30,000.00	
COMPUTER MATERIALS AND SUPPLIES-WHS	A 2630.450-01-0030	1,080.00	1,080.00	1,080.00	
COMPUTER MATERIALS AND SUPPLIES-WES	A 2630.450-02-0032	1,800.00	1,800.00	1,800.00	
COMPUTER MATERIALS AND SUPPLIES -EB	A 2630.450-05-0031	4,500.00	4,500.00	4,500.00	
STATE AIDED COMPUTER SOFTWARE-DIST	A 2630.460-00-0020	12,089.00	12,089.00	12,089.00	
STATE AIDED COMPUTER SOFTWARE-WHS	A 2630.460-01-0030	200.00	200.00	200.00	
BOCES SERVICES	A 2630.490-00-0020	694,159.00	664,570.00	664,570.00	
COMPUTER ASSISTED INSTRUCTION		908,790.96	879,201.96	0.00	879,201.96
TOTAL INSTRUCTIONAL MEDIA		1,157,633.96	1,143,674.96	0.00	1,143,674.96
PUPIL SERVICES					
ATTENDANCE REGULAR SCHOOL	A 2805.490-00-0020	4,772.38	4,772.38	4,772.38	
ATTENDANCE - REGULAR SCHOOL		4,772.38	4,772.38	4,772.38	
INSTRUCTIONAL SALARIES	A 2810.150-01-0520	207,596.00	213,821.00	213,821.00	
INSTR. SALARIES - EXTRAS	A 2810.152-00-0020	5,000.00	5,000.00	5,000.00	
MENTOR	A 2810.153-00-0020	984.00	984.00	984.00	
NONINSTRUCTIONAL SALARIES	A 2810.160-00-0020	38,990.00	40,765.00	40,765.00	

CONTRACTUAL -WHS	A 2810.400-01-0030	5,530.00	5,530.00	5,530.00	
CONFERENCE FEE AND MILEAGE	A 2810.410-01-0030	125.00	125.00	125.00	
MATERIALS AND SUPPLIES - WHS	A 2810.450-01-0031	855.00	855.00	855.00	
MATERIALS & SUPPLIES -EBIS	A 2810.450-05-0031	1,800.00	1,800.00	1,800.00	
BOCES SERVICES	A 2810.490-00-0020	31,243.00	0.00	0.00	
GUIDANCE - REGULAR SCHOOL		292,123.00	268,880.00	0.00	268,880.00 0.00
NONINSTRUCTIONAL SALARIES	A 2815.160-00-0020	134,982.00	142,841.00	142,841.00	
NONINSTRUCTIONAL SALARIES - EXTRAS	A 2815.162-00-0020	1,142.00	1,142.00	1,142.00	
NONINSTRUCTIONAL SALARIES - SUBS	A 2815.164-00-0020	1,186.00	1,186.00	1,186.00	
HEALTH EQUIPMENT - EBIS	A 2815.200-05-0031	3,620.00	3,620.00	3,620.00	
HEALTH SERVICES, CONTRACTUAL	A 2815.400-00-0020	33,980.00	33,980.00	33,980.00	
HEALTH SERVICES - WHS/EBIS	A 2815.410-01-0030	250.00	250.00	250.00	
CONFERENCE & MILEAGE - WES	A 2815.410-02-0032	125.00	125.00	125.00	
EQUIPMENT REPAIRS	A 2815.430-00-0020	130.00	130.00	130.00	
HEALTH MAT & SUPPLIES-WHS/EBIS	A 2815.450-01-0030	1,575.00	1,575.00	1,575.00	
HEALTH MATERIALS AND SUPPLIES-WES	A 2815.450-02-0032	1,575.00	1,575.00	1,575.00	
HEALTH SERVICES - REGULAR SCHOOL		178,565.00	186,424.00	0.00	186,424.00 0.00
INSTRUCTIONAL SALARIES	A 2825.150-01-0520	95,069.00	97,276.00	97,276.00	
INSTRUCTIONAL SALARIES	A 2825.150-02-0420	171,847.00	181,049.00	181,049.00	
INSTRUCTIONAL SALARIES	A 2825.150-03-0320	63,625.00	63,625.00	63,625.00	
INSTR. SALARIES - EXTRAS	A 2825.152-00-0020	300.00	300.00	300.00	
SOCIAL WORK SERVICES - REGULAR SCHOOL		330,841.00	342,250.00	0.00	342,250.00 0.00
INSTRUCTIONAL SALARIES - ADVISORS	A 2850.150-00-0020	56,785.00	56,785.00	56,785.00	
INSTRUCTIONAL SALARIES - CHAPERONES	A 2850.158-00-0020	2,552.00	2,552.00	2,552.00	
BOCES	A2855.490-00-0020	4,000.00	6,600.00	6,600.00	
CO-CURRICULAR SERVICES		63,337.00	65,937.00	0.00	65,937.00 0.00
INSTRUCTIONAL SALARIES	A 2855.150-01-0020	101,000.00	106,901.00	106,901.00	
INSTRUCTIONAL SALARIES - EXTRA	A 2855.152-01-0020	2,479.00	2,479.00	2,479.00	
INSTRUCTIONAL SALARIES - EXTRA FT	A 2855.158-00-0020	16,000.00	16,000.00	16,000.00	
NONINSTRUCTIONAL SALARIES		12,427.25	12,427.25	12,427.25	
CONTRACTUAL AND OTHER	A 2855.400-01-0041	65,275.00	65,275.00	65,275.00	
CONFERENCE FEES AND MILEAGE	A 2855.410-00-0041	2,350.00	2,350.00	2,350.00	
MATERIALS AND SUPPLIES	A 2855.450-00-0041	28,590.00	28,590.00	28,590.00	
BOCES SERVICES	A 2855.490-00-0020	23,807.00	25,180.00	25,180.00	
INTERSCHOLASTIC ATHLETICS		251,928.25	259,202.25	0.00	259,202.25 0.00
TOTAL PUPIL SERVICES		1,121,566.63	1,127,465.63	0.00	1,127,465.63 0.00
TOTAL INSTRUCTION		13,938,121.80	14,555,888.13	898,706.74	13,657,181.39 0.00
TRANSPORTATION					
NONINSTRUCTIONAL SALARIES	A 5510.160-00-0020	520,077.00	588,395.00	588,395.00	
NON INSTRUCTIONAL - BUS MONITORS	A 5510.160-00-0120	80,540.00	102,766.80	102,766.80	
NONINSTRUCTIONAL SUPERVISOR'S OFFIC	A 5510.160-00-0220	37,715.00	42,300.50	42,300.50	
NONINSTRUCTIONAL SAL.-4:30 PM RUN	A 5510.161-00-0020	2,000.00	2,000.00	2,000.00	
NONINSTRUCTIONAL SAL.-EXTRAS	A 5510.162-00-0020	19,607.00	19,607.00	19,607.00	
NONINSTRUCTIONAL SAL.-SUMM. SP. ED.	A 5510.163-00-0020	19,375.00	19,375.00	19,375.00	
NONINSTRUCTIONAL SAL.-SUBS	A 5510.164-00-0020	36,009.00	36,009.00	36,009.00	
NONINSTR. SAL -FIELD TRIPS - SPORTS	A 5510.165-00-0141	20,771.00	20,771.00	20,771.00	
NONINSTR. SAL.-FIELD TRIPS - WHS	A 5510.165-01-0030	5,265.00	5,265.00	5,265.00	
NONINSTR. SAL - FIELD TRIPS - WES	A 5510.165-02-0032	5,313.00	5,313.00	5,313.00	
NONINSTR. SAL - FIELD TRIPS - EBIS	A 5510.165-05-0031	5,197.00	5,197.00	5,197.00	
CONTRACTUAL AND OTHER	A 5510.400-00-0022	65,000.00	65,000.00	65,000.00	
CONFERENCE, MILEAGE,TOLLS & MEALS	A 5510.410-00-0022	500.00	500.00	500.00	
INSURANCE -VEHICLES	A 5510.422-00-0020	27,521.00	32,439.00	32,439.00	
MISCELLANEOUS-UNIFORMS	A 5510.440-00-0022	5,928.00	5,928.00	5,928.00	
MATERIALS AND SUPPLIES	A 5510.450-00-0022	76,154.35	76,154.35	76,154.35	
GAS & DIESEL FUEL	A 5510.451-00-0022	110,500.00	110,500.00	110,500.00	
GAS & DIESEL FILED TRIPS - WHS	A 5510.451-01-0030	5,265.00	5,265.00	5,265.00	
GAS & DIESEL FIELD TRIPS - WES	A 5510.451-02-0032	5,313.00	5,313.00	5,313.00	
GAS & DIESEL- FIELD TRIPS -EBIS	A 5510.451-05-0031	5,198.00	5,198.00	5,198.00	
DISTRICT TRANSPORTATION SERVICES		1,053,248.35	1,153,296.65	0.00	1,153,296.65 0.00
NONINSTRUCTIONAL SALARIES	A 5530.160-00-0020	64,148.00	70,055.80	70,055.80	
NONINSTRUCTIONAL - EXTRAS	A 5530.162-00-0020	1,579.00	1,579.00	1,579.00	
NONINSTRUCTIONAL - SUBS	A 5530.164-00-0020	14,382.20	14,382.20	14,382.20	
CONTRACTUAL AND OTHER	A 5530.400-00-0020	2,200.00	2,200.00	2,200.00	
GAS, ELECTRIC, AND PHONE	A 5530.420-00-0020	20,040.00	20,040.00	20,040.00	
INSURANCE	A 5530.422-00-0020	10,421.00	10,421.00	10,421.00	
MATERIALS & SUPPLIES	A 5530.450-00-0022	8,086.00	8,086.00	8,086.00	
GARAGE BUILDING		120,856.20	126,764.00	0.00	126,764.00 0.00
PRIVATE CONTRACT TRANSPORTATION	A 5540.400-00-0020	400,000.00	400,000.00	400,000.00	
CONTRACT TRANSPORTATION		400,000.00	400,000.00	0.00	400,000.00 0.00
PUPIL TRANSPORTATION		1,574,104.55	1,680,060.65	0.00	1,680,060.65 0.00

TOTAL TRANSPORTATION		1,574,104.55	1,680,060.65	0.00	1,680,060.65	0.00
UNDISTRIBUTED						
EMPLOYEE BENEFITS						
STATE RETIREMENT	A 9010.800-00-0020	379,574.00	420,750.00	0.00	420,750.00	0.00
STATE RETIREMENT		379,574.00	420,750.00	0.00	420,750.00	0.00
TEACHERS' RETIREMENT	A 9020.800-00-0020	1,077,409.00	1,024,150.00	0.00	1,024,150.00	
TEACHERS' RETIREMENT		1,077,409.00	1,024,150.00	0.00	1,024,150.00	0.00
SOCIAL SECURITY	A 9030.800-00-0020	900,612.00	900,612.00		900,612.00	0.00
SOCIAL SECURITY		900,612.00	900,612.00	0.00	900,612.00	0.00
WORKERS' COMPENSATION	A 9040.800-00-0020	79,150.00	71,906.00		71,906.00	0.00
WORKERS' COMPENSATION		79,150.00	71,906.00	0.00	71,906.00	0.00
UNEMPLOYMENT INSURANCE	A 9050.800-00-0020	8,028.00	8,028.00		8,028.00	0.00
UNEMPLOYMENT INSURANCE		8,028.00	8,028.00	0.00	8,028.00	0.00
MEDICAL/DENTAL INSURANCE	A 9060.800-00-0020	4,468,073.59	4,962,416.05		4,962,416.05	0.00
HOSPITAL AND MEDICAL INSURANCE		4,468,073.59	4,962,416.05	0.00	4,962,416.05	0.00
CONTRACTUAL - UNIFORMS	A 9070.800-00-0020	6,458.00	6,458.00		6,458.00	
CONTRACTUAL - WTA	A 9070.800-00-0220	144,925.00	144,925.00		144,925.00	
CONTRACTUAL - HEALTH INSURANCE BUYOUT	A 9070.800-00-0221	0.00	30,000.00		30,000.00	
CONTRACTUAL- TUITION REIMBURS.	A 9070.800-00-0320	6,128.00	6,128.00		6,128.00	
CONTRACTUAL- FLEX PLAN	A 9070.800-00-0420	8,802.00	8,802.00		8,802.00	
CONTRACTUAL - ADMIN MEDICAL	A 9070.800-00-0520	36,797.00	36,797.00		36,797.00	
CONTRACTUAL - 403B ADMIN.	A 9070.800-00-0620	6,572.00	6,572.00		6,572.00	
CONTRACTUAL BENEFITS		209,682.00	239,682.00	0.00	239,682.00	0.00
OTHER BENEFITS - SAL/BUY-BACKS	A 9089.800-01-0020	16,280.00	16,280.00		16,280.00	
OTHER BENEFITS - SAL/BUY-BACKS	A 9089.800-02-0020	6,052.00	6,052.00		6,052.00	
OTHER BENEFITS - SAL/BUY-BACKS	A 9089.800-03-0020	28,912.00	28,912.00		28,912.00	
OTHER BENEFITS - SAL/BUY-OUTS	A 9089.800-04-0020	10,635.00	10,635.00		10,635.00	
OTHER BENEFITS- MEDICARE REIMB	A 9089.800-06-0020	240,000.00	250,000.00		250,000.00	
OTHER BENEFITS		301,879.00	311,879.00	0.00	311,879.00	0.00
TOTAL EMPLOYEE BENEFITS		7,424,407.59	7,939,423.05	0.00	7,939,423.05	0.00
DEBT SERVICE						
BUSES-PRINCIPAL	A 9732.600-00-0020	140,057.00	136,238.00			136,238.00
BUSES-INTEREST	A 9732.700-00-0020	23,702.00	23,412.00			23,412.00
BOND ANTICIPATION NOTES - BUS PURCHASES		163,759.00	159,650.00	0.00	0.00	159,650.00
TOTAL DEBT SERVICE		163,759.00	159,650.00	0.00	0.00	159,650.00
TRANSFER TO SPECIAL AID FUND	A 9901.920-00-0020	30,000.00	30,000.00		30,000.00	
TRANSFER TO SCHOOL LUNCH FUND	A 9901.930-00-0020	150,000.00	150,000.00		150,000.00	
TRANSFER TO DEBT SERVICE	A 9901.960-00-0020	838,663.00	1,137,438.00		1,137,438.00	
TRANSFER TO OTHER FUNDS		1,018,663.00	1,317,438.00	0.00	1,317,438.00	0.00
INTERFUND TRANSFERS		1,018,663.00	1,317,438.00	0.00	1,317,438.00	159,650.00
TOTAL UNDISTRIBUTED		8,606,829.59	9,416,511.05	0.00	9,256,861.05	159,650.00
GRAND TOTAL		27,054,075.00	28,665,850.00	2,204,990.35	24,594,103.09	1,866,756.56
				7.7%	85.8%	6.5%

****Please use Chrome or Firefox browsers when entering the Business Portal to complete the PTRC. Internet Explorer is NOT recommended.****

Note: Some data elements of the Property Tax Report Card have been revised or renamed to more closely follow the Property Tax Cap calculations districts complete on the Office of the State Comptroller website. Please see the Help text above for definitions. Additional guidance on the Property Tax Levy Limit is available on the Office of Educational Management Services website:
<http://www.p12.nysed.gov/mgtserv/propertytax/taxcap/>.

Please also submit an electronic version (PDF or Word) of your school district's 2025-26 Budget Notice to: emscmgt@nysed.gov. This will enable us to help correct any formula or data entry discrepancy quickly.

Notice: The Enacted Budget allows school districts to establish a reserve fund for NYS Teachers' Retirement System Contributions, effective immediately. This reserve, if applicable, should be reported in the Schedule of Reserves under 'Other Reserve' and with a description that says: "To fund employer retirement contributions to the New York State Teachers' Retirement System (TRS.)"

Form Due - April 28, 2025

Form Preparer Name:
Preparer's Telephone Number:

ROBERT FARRIER

845-373-4100

<u>Shaded Fields Will Calculate</u>	Budgeted 2024-25 (A)	Proposed Budget 2025-26 (B)	Percent Change (C)
Total Budgeted Amount, not including Separate Propositions	27,054,075	28,665,850	5.96 %
A. Proposed Tax Levy to Support the Total Budgeted Amount ¹	18,431,291	19,403,307	
B. Tax Levy to Support Library Debt, if Applicable			
C. Tax Levy for Non-Excludable Propositions, if Applicable ²			
D. Total Tax Cap Reserve Amount Used to Reduce Current Year Levy, if Applicable			
E. Total Proposed School Year Tax Levy (A+B+C-D)	18,431,291	19,403,307	5.27 %
F. Permissible Exclusions to the School Tax Levy Limit	675,886	726,945	
G. School Tax Levy Limit, <u>Excluding</u> Levy for Permissible Exclusions ³	18,030,405	18,676,362	
H. Total Proposed Tax Levy for School Purposes, <u>Excluding</u> Permissible Exclusions and Levy for Library Debt, Plus Prior Year Tax Cap Reserve (E-B-F+D)	17,755,405	18,676,362	
I. Difference: (G-H); (negative value requires 60.0% voter approval) ²	275,000	0	
Public School Enrollment	672	662	-1.49 %
Consumer Price Index			2.95 %

¹ Include any prior year reserve for excess tax levy, including interest.

² Tax levy associated with educational or transportation services propositions are not eligible for exclusion under the School Tax Levy Limit and may affect voter approval requirements.

³ For 2025-26, includes any carryover from 2024-25 and excludes any tax levy for library debt or prior year reserve for

excess tax levy, including interest.

	Actual 2024-25 (D)	Estimated 2025-26 (E)
Adjusted Restricted Fund Balance	6,145,022	3,046,634
Assigned Appropriated Fund Balance	1,911,342	1,900,000
Adjusted Unrestricted Fund Balance	4,233,680	1,146,634
Adjusted Unrestricted Fund Balance as a Percent of the Total Budget	15.65 %	4.00 %

Schedule of Reserve Funds

Reserve Type	Reserve Name	Reserve Description *	3/31/25 Actual Balance	6/30/25 Estimated Ending Balance	Intended Use of the Reserve in the 2025-26 School Year (Limit 200 Characters)**
--------------	--------------	--------------------------	---------------------------	-------------------------------------	--

Note: Be sure to click on the Save button at the bottom after each additional Reserve you add under Capital, Property Loss, Liability, or Other Reserve.

Capital	CAPITAL RESERVE	For the cost of any object or purpose for which bonds may be issued.	4,805,278	4,797,111	HVAC Project High School & Intermediate
Repair		For the cost of repairs to capital improvements or equipment.			
Workers Compensation	WORKERS COMP	For self-insured Workers Compensation and benefits.	70,557	72,571	none
Unemployment Insurance	UNEMPLOYMENT	For reimbursement to the State Unemployment Insurance Fund.	171,638	24,419	none
Reserve for Tax Reduction		For the gradual use of the proceeds of the sale of school district real property.			
Mandatory Reserve for Debt Service		For proceeds from the sale of district capital assets or improvement, restricted to debt service.			
Insurance		For liability, casualty, and other types of uninsured losses.			
Property Loss + (add)		To cover property loss.			
Liability		To cover incurred liability claims.			

Tax Certiorari	TAX CERT	For tax certiorari settlements.	891,768	887,580	tax cert decisions
Reserve for Insurance Recoveries	INSURANCE RESERVE	For unexpended proceeds of insurance recoveries at fiscal year end.	277,363	277,363	none
Employee Benefit Accrued Liability	ACCUED LIABILITY	For accrued 'employee benefits' due to employees upon termination of service.	223,510	223,510	none
Retirement Contribution	ERS RESERVE	For employer retirement contributions to the State and Local Employees' Retirement System.	77,804	80,024	none
Reserve for Uncollected Taxes		For unpaid taxes due certain city school districts not reimbursed by their city/county until the following fiscal year.			
Single Other Reserve	TRS RESERVE	TRS Reserve	653,234	671,922	none

*** NYSED Reserve Guidance:**

http://www.p12.nysed.gov/mgt/serv/accounting/docs/reserve_funds.pdf

OSC Reserve Guidance: <http://osc.state.ny.us/localgov/pubs/listacctg.htm#reservefunds>

****Provide a brief, but specific, statement of the planned use and appropriation for the reserve in SY 2025-26. Mention any capital expenditures that will need to be voted upon in the upcoming Budget Vote.**

Save

Reset

Save & Ready

Form Due May 12, 2025

2025-2026 Salary Threshold =
\$174,000

In response to legislative efforts to encourage greater cost sharing in service provision and local government administration, we now provide a section for districts that share administrative staff to highlight these efforts for the upcoming school year. Each sharing district should identify in the form the other district(s) with which they will be sharing administrative staff for school year 2025-2026.

If you will be sharing a Superintendent, list the other district (or districts) in the text box. If you will be sharing other administrative staff required to be reported, please send an email to EMSCMGTS@nysed.gov indicating the title of the staff persons(s) as well as the other district(s) involved in the cost-sharing.

The salaries, benefits and other compensation reported in the form should reflect only the financial support or commitment that your district will be making. They should **not** reflect the total amounts budgeted to be paid by all participating districts over the school year.

Report Estimated Salaries in the Budget for the 2025-2026 School Year

Sections 1608 and 1716 of the Education Law
(Please read the instructions and definitions before completing this form.)

Title	Salary	Employee Benefits	Other Remuneration
1. Superintendent of Schools	215,425	91,130	15,700

Please list the district or districts with which you will be sharing a superintendent (if applicable):

Associate, Assistant and Deputy Superintendents
(Example Titles: Associate Superintendent for Instruction, Deputy Superintendent, Assistant Superintendent for Business, etc.)

2.	SCHOOL BUSINESS ADMINISTRATOR	180,300	66,356	10,300
3.				
4.				
5.				
6.				
7.				
8.				
9.				
10.				
11.				
12.				
13.				
14.				
15.				
16.				
17.				
18.				
19.				
20.				
21.				
22.				
23.				
24.				
25.				
26.				
27.				
28.				
29.				
30.				
31.				
32.				
33.				
34.				
35.				



NEW YORK STATE DEPARTMENT OF TAXATION & FINANCE
OFFICE OF REAL PROPERTY TAX SERVICES
LOCAL GOVERNMENT EXEMPTION IMPACT REPORT
(for local use only -- not to be filed with NYS Office of Real Property Tax Services)

RP-495 (9/08)

Date: 4/23/25

Taxing Jurisdiction: ANCRAM

Fiscal Year Beginning: 2024

Total equalized value in taxing jurisdiction:

\$39,346,523

Exemption Code (Column A)	Exemption Description (Column B)	Statutory Authority (Column C)	Number of Exemptions (Column D)	Total Equalized Value (Column E)	Percentage of Value Exempted (Column F)
12100	NYS - GENERALLY	RPTL 404 (1)	1	1,315,464	3.34%
25300	NONPROF CORP - SPECIFIED USES	RPTL 420-b	2	6,365,361	16.18%
41700	AGRICULTURAL BUILDING	RPTL 483	2	61,341	0.16%
47120	AGRICULTURAL DISTRICT	AG-MKTS I 305	9	787,143	2.00%
41800	PERSONS AGE 65 OR OVER	RPTL 467	1	77,680	0.20%
41804	PERSONS AGE 65 OR OVER	RPTL 467	1	121,134	0.31%
41834	ENHANCED STAR	RPTL 425	5	542,002	1.38%
41854	BASIC STAR 1999-2000	RPTL 425	9	377,073	0.96%
49500	SOLAR OR WIND ENERGY SYSTEM	RPTL 487	1	71,134	0.18%
Totals			31	\$9,718,332	24.70%

The exempt amounts do not take into consideration any payments for municipal services.

Amount, if any, attributed to payments in lieu of taxes: \$
(details contained on RP-495-PILOT)



NEW YORK STATE DEPARTMENT OF TAXATION & FINANCE
OFFICE OF REAL PROPERTY TAX SERVICES
LOCAL GOVERNMENT EXEMPTION IMPACT REPORT
(for local use only -- not to be filed with NYS Office of Real Property Tax Services)

RP-495 (3/00)

Date: 4/23/25

Taxing Jurisdiction: AMENIA

Fiscal Year Beginning: 2024

Total equalized value in taxing jurisdiction:

\$1,399,109,632

Exemption Code (Column A)	Exemption Description (Column B)	Statutory Authority (Column C)	Number of Exemptions (Column D)	Total Equalized Value (Column E)	Percentage of Value Exempted (Column F)
12100	NYS - GENERALLY	RPTL 404 (1)	7	3,153,000	0.23%
13100	CO-GENERALLY	RPTL 406 (1)	2	705,200	0.05%
13500	TOWN - GENERALLY	RPTL 406 (1)	10	6,648,800	0.48%
14100	USA - GENERALLY	RPTL 400 (1)	1	286,000	0.02%
19950	MUNICIPAL RAILROAD	RPTL 456	4	4,470,000	0.32%
25110	NONPROF CORP - RELIG	RPTL 420-a	12	4,281,300	0.31%
25120	NONPROF CORP - EDUC	RPTL 420-a	8	8,808,200	0.63%
25300	NONPROF CORP - SPECIFIED USES	RPTL 420-b	11	9,290,300	0.66%
25600	NONPROF HEALTH MAINTENANCE	RPTL 486-a	1	1,407,700	0.10%
26400	INC VOLUNTEER FIRE CO OR DEPT	RPTL 464 (2)	3	1,408,100	0.10%
27350	PRIVATELY OWNED CEMETARY LAND	RPTL 446	9	724,200	0.05%
41120	ALT VET EX-WAR PERIOD-NON COMB	RPTL 458-a	40	480,000	0.03%
41130	ALT VET EX-WAR PERIOD- COMBAT	RPTL 458-a	28	560,000	0.04%
41140	ALT VET EX-WAR PERIOD - DISABILITY	RPTL 458-a	10	341,490	0.02%
41700	AGRICULTURAL BUILDING	RPTL 483	6	1,395,100	0.10%
41720	AGRICULTURAL DISTRICT	AG-MKTS I 305	106	54,176,700	3.87%
41730	AGRIC LAND - INDIV NOT IN AG DIS	AG-MKTS I 306	2	159,500	0.01%
41800	PERSONS AGE 65 OR OVER	RPTL 467	11	2,195,220	0.16%
41804	PERSON AGE 65 OR OVER	RPTL 467	11	583,215	0.04%
41834	ENHANCED STAR	RPTL 425	153	16,872,850	1.21%
41854	BASIC STAR 1999-2000	RPTL 425	203	8,028,650	0.57%
47460	FOREST LAND CERTD AFTER 8/74	RPTL 480-a	37	18,039,100	1.29%
47610	BUSINESS INVESTMENT PROPERTY P	RPTL 485-b	1	20,800	0.00%
49500	SOLAR OR WIND ENERGY SYSTEM	RPTL 487	23	506,000	0.04%
Totals			699	144,541,425	10.33%

The exempt amounts do not take into consideration any payments for municipal services.

Amount, if any, attributed to payments in lieu of taxes: \$
(details contained on RP-495-PILOT)



NEW YORK STATE DEPARTMENT OF TAXATION & FINANCE
OFFICE OF REAL PROPERTY TAX SERVICES
LOCAL GOVERNMENT EXEMPTION IMPACT REPORT
(for local use only -- not to be filed with NYS Office of Real Property Tax Services)

RP-495 (9/08)

Date: 4/23/2025

Taxing Jurisdiction: DOVER

Fiscal Year Beginning: 2024

Total equalized value in taxing jurisdiction: \$4,176,899

Exemption Code (Column A)	Exemption Description (Column B)	Statutory Authority (Column C)	Number of Exemptions (Column D)	Total Equalized Value (Column E)	Percentage of Value Exempted (Column F)
25120	NONPROF CORP - EDUCL(CONST PRO)	RPTL 420-a	1	80,580	1.93%
41130	ATL VET-EX-WAR-PERIOD-COMBAT	RPTL 458-a	1	20,000	0.48%
41854	BASIC STAR 1999-2000	RPTL 425	1	43,507	1.04%
47460	FOREST LAND CERTD AFTER 8/74	RPTL 480-a	1	102,609	2.46%
Totals			4	246,696	5.91%

The exempt amounts do not take into consideration any payments for municipal services.

Amount, if any, attributed to payments in lieu of taxes: \$ _____
(details contained on RP-495-PILOT)



NEW YORK STATE DEPARTMENT OF TAXATION & FINANCE
OFFICE OF REAL PROPERTY TAX SERVICES
LOCAL GOVERNMENT EXEMPTION IMPACT REPORT
(for local use only -- not to be filed with NYS Office of Real Property Tax Services)

RP-495 (3/00)

Date: 4/23/25

Taxing Jurisdiction: V. MILLERTON

Fiscal Year Beginning: 2024

Total equalized value in taxing jurisdiction:

\$136,309,825

Exemption Code (Column A)	Exemption Description (Column B)	Statutory Authority (Column C)	Number of Exemptions (Column D)	Total Equalized Value (Column E)	Percentage of Value Exempted (Column F)
12100	NYS - GENERALLY	RPTL 404 (1)	2	487,000	0.36%
13100	CO-GENERALLY	RPTL 406 (1)	1	142,900	0.10%
13500	TOWN - GENERALLY	RPTL 406 (1)	3	755,900	0.55%
13650	VG - GENERALLY	RPTL 406 (1)	10	2,689,100	1.97%
13870	SPEC DIST USED FOR PURPOSE EST	RPTL 410	2	1,623,100	1.19%
25110	NONPROF CORP - RELIG (CONST PRO)	RPTL 420-a	5	1,922,300	1.41%
25230	NONPROF CORP - MORAL/MENTAL IM	RPTL 420-a	5	2,010,900	1.48%
25300	NONPROF CORP - SPECIFIED USES	RPTL 420-b	2	1,033,100	0.76%
27350	PRIVATELY OWNED CEMETARY LAND	RPTL 446	1	77,300	0.06%
41120	ALT VET EX-WAR PERIOD-NON COMB	RPTL 458-a	9	108,000	0.08%
41130	ALT VET EX-WAR PERIOD- COMBAT	RPTL 458-a	4	80,000	0.06%
41140	ALT VET EX-WAR PERIOD - DISABILITY	RPTL 458-a	3	106,710	0.08%
41160	COLD WAR VETERANS (15%)	RPTL 458-B	1	0	0.00%
41170	COLD WAR VETERANS (DISABLED)	RPTL 458-B	1	0	0.00%
41800	PERSONS AGE 65 OR OVER	RPTL 467	8	800,350	0.59%
41804	PERSON AGE 65 OR OVER	RPTL 467	6	366,975	0.27%
41834	ENHANCED STAR	RPTL 425	41	4,491,690	3.30%
41854	BASIC STAR 1999-2000	RPTL 425	62	2,452,100	1.80%
47610	BUSINESS INVESTMENT PROPERTY P	RPTL 485-b	1	142,020	0.10%
49500	SOLAR OR WIND ENERGY SYSTEM	RPTL 487	7	138,000	0.10%
Totals			174	19,427,445	14.25%

The exempt amounts do not take into consideration any payments for municipal services.

Amount, if any, attributed to payments in lieu of taxes: \$ _____
(details contained on RP-495-PILOT)



NEW YORK STATE DEPARTMENT OF TAXATION & FINANCE
OFFICE OF REAL PROPERTY TAX SERVICES
LOCAL GOVERNMENT EXEMPTION IMPACT REPORT
(for local use only -- not to be filed with NYS Office of Real Property Tax Services)

RP-495 (9/08)

Date: 4/23/25

Taxing Jurisdiction: NORTHEAST

Fiscal Year Beginning: 2024

Total equalized value in taxing jurisdiction: \$588,811,202

Exemption Code (Column A)	Exemption Description (Column B)	Statutory Authority (Column C)	Number of Exemptions (Column D)	Total Equalized Value (Column E)	Percentage of Value Exempted (Column F)
12100	NYS - GENERALLY	RPTL 404 (1)	31	7,559,700	1.28%
13500	TOWN - GENERALLY	RPTL 406 (1)	4	4,034,100	0.69%
13800	SCHOOL DISTRICT	RPTL 408	3	24,179,200	4.11%
25110	NONPROF CORP - RELIG	RPTL 420-a	3	2,199,800	0.37%
25120	NONPROF CORP - EDUCL	RPTL 420-a	5	18,154,500	3.08%
25130	NONPROF CORP - CHAR	RPTL 420-a	4	165,300	0.03%
25300	NONPROF CORP - SPECIFIED USES	RPTL 420-b	1	29,500	0.01%
26100	VETERANS ORGANIZATION	RPTL 452	1	400,400	0.07%
27350	PRIVATELY OWNED CEMETARY LAND	RPTL 446	4	21,000	0.00%
41120	ALT VET EX-WAR PERIOD-NON COMB	RPTL 458-a	25	300,000	0.05%
41130	ALT VET EX-WAR PERIOD- COMBAT	RPTL 458-a	17	340,000	0.06%
41140	ALT VET EX-WAR PERIOD - DISABILITY	RPTL 458-a	8	280,325	0.05%
41700	AGRICULTURAL BUILDING	RPTL 483	4	1,050,500	0.18%
41720	AGRICULTURAL DISTRICT	AG-MKTS I 305	133	56,082,300	9.52%
41800	PERSONS AGE 65 OR OVER	RPTL 467	7	782,450	0.13%
41804	PERSON AGE 65 OR OVER	RPTL 467	10	578,686	0.10%
41834	ENHANCED STAR	RPTL 425	100	10,956,220	1.86%
41854	BASIC STAR 1999-2000	RPTL 425	127	5,022,850	0.85%
47460	FOREST LAND CERTD AFTER 8/74	RPTL 480-a	5	1,957,300	0.33%
47610	BUSINESS INVESTMENT PROPERTY P	RPTL 485-b	4	411,740	0.07%
49500	SOLAR OR WIND ENERGY SYSTEM	RPTL 487	40	971,900	0.17%
Totals			536	135,477,771	23.01%

The exempt amounts do not take into consideration any payments for municipal services.

Amount, if any, attributed to payments in lieu of taxes: \$ _____
(details contained on RP-495-PILOT)



NEW YORK STATE DEPARTMENT OF TAXATION & FINANCE
OFFICE OF REAL PROPERTY TAX SERVICES
LOCAL GOVERNMENT EXEMPTION IMPACT REPORT
(for local use only – not to be filed with NYS Office of Real Property Tax Services)

Date: 4/23/24

Taxing Jurisdiction: STANFORD

Fiscal Year Beginning: 2024

Total equalized value in taxing jurisdiction: \$216,965,712

Exemption Code (Column A)	Exemption Description (Column B)	Statutory Authority (Column C)	Number of Exemptions (Column D)	Total Equalized Value (Column E)	Percentage of Value Exempted (Column F)
25110	NONPROF CORP. RELIG (CONST PRO)	RPTL 420-a	1	388,900	0.18%
251200	NONPROF CORP - EDUCL (CONST PRO)	RPTL 420-a	1	95,267,100	43.91%
25300	NONPROF CORP - SPECIFIED USES	RPTL 420-b	10	12,780,900	5.89%
41130	ALT VET EX-WAR PERIOD - COMBAT	RPTL 458-a	2	40,000	0.02%
41140	ALT VET EX-WAR PERIOD - DISABILITY	RPTL 458-a	1	40,000	0.02%
41700	AGRICULTURAL BUILDING	RPTL 483	1	7,986	0.00%
41720	AGRICULTURAL DISTRICT	AG-MKTS L 305	34	22,764,210	10.49%
41800	PERSONS AGE 65 OR OVER	RPTL 467	1	186,200	0.09%
41834	ENHANCED STAR	RPTL 425	2	221,460	0.10%
41854	BASIC STAR 1999-2000	RPTL 425	5	203,250	0.09%
47460	FOREST LAND CERTD AFTER 8/74	RPTL 480-a	6	2,133,705	0.98%
Totals			64	134,033,711	61.78%

The exempt amounts do not take into consideration any payments for municipal services.

Amount, if any, attributed to payments in lieu of taxes: \$ _____
(details contained on RP-495-PILOT)



NEW YORK STATE DEPARTMENT OF TAXATION & FINANCE
OFFICE OF REAL PROPERTY TAX SERVICES
LOCAL GOVERNMENT EXEMPTION IMPACT REPORT
(for local use only -- not to be filed with NYS Office of Real Property Tax Services)

RP-495 (9/08)

Date: 4/23/25

Taxing Jurisdiction: WASHINGTON

Fiscal Year Beginning: 2024

Total equalized value in taxing jurisdiction: \$50,386,221

Exemption Code (Column A)	Exemption Description (Column B)	Statutory Authority (Column C)	Number of Exemptions (Column D)	Total Equalized Value (Column E)	Percentage of Value Exempted (Column F)
41720	AGRICULTURAL DISTRICT	AG-MKTS L 305	7	6,230,554	12.37%
47460	FOREST LAND CERTD AFTER 8/74	RPTL 480-a	9	5,675,859	11.26%
Totals			16	\$11,906,413	23.63%

The exempt amounts do not take into consideration any payments for municipal services.



Amount, if any, attributed to payments in lieu of taxes: \$ _____
(details contained on RP-495-PILOT)

This report provides enrollment counts for schools and districts by various demographic groups for the 2023 - 24 school year. These enrollment data are collected as part of NYSED's Student Information Repository System (SIRS). These counts are as of "BEDS Day" which is typically the first Wednesday in October. For nonpublic school enrollment data please see the Non-Public School Enrollment and Staff information on our Information and Reporting Services webpage.

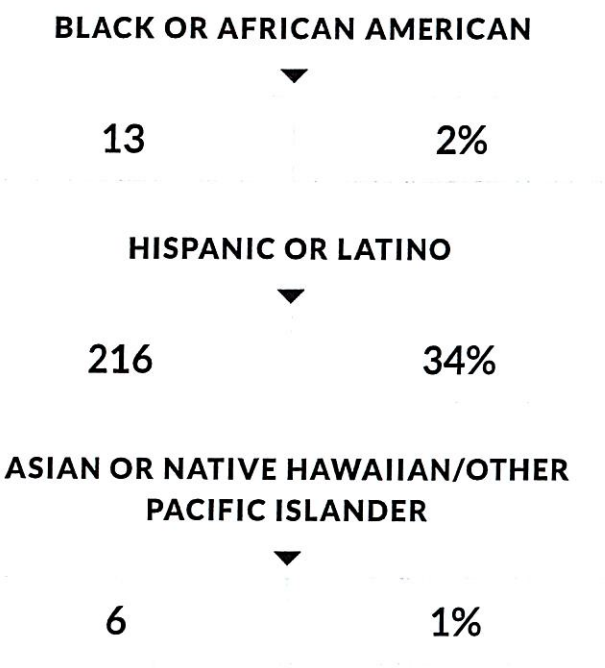
NORTHEAST CSD ENROLLMENT (2023 - 24)

K-12 Enrollment: 637

ENROLLMENT BY GENDER



ENROLLMENT BY ETHNICITY



WHITE



384	60%
------------	------------

MULTIRACIAL



18	3%
-----------	-----------

OTHER GROUPS

ENGLISH LANGUAGE LEARNERS

141	22%
-----	-----

STUDENTS WITH DISABILITIES

136	21%
-----	-----

ECONOMICALLY DISADVANTAGED

312	49%
-----	-----

MIGRANT

—	—
---	---

HOMELESS

8	1%
---	----

FOSTER CARE

—	—
---	---

PARENT IN ARMED FORCES

—	—
---	---

ENROLLMENT BY GRADE



K (FULL DAY)

51	8%
----	----

1ST GRADE

43	7%
----	----

2ND GRADE

51	8%
----	----

3RD GRADE

56	8%
----	----

4TH GRADE

39	6%
----	----

5TH GRADE

49	7%
----	----

6TH GRADE

47	7%
----	----

7TH GRADE

36	5%
----	----

8TH GRADE

61	9%
----	----

9TH GRADE

46	7%
----	----

10TH GRADE

60	9%
----	----

11TH GRADE

52	8%
----	----

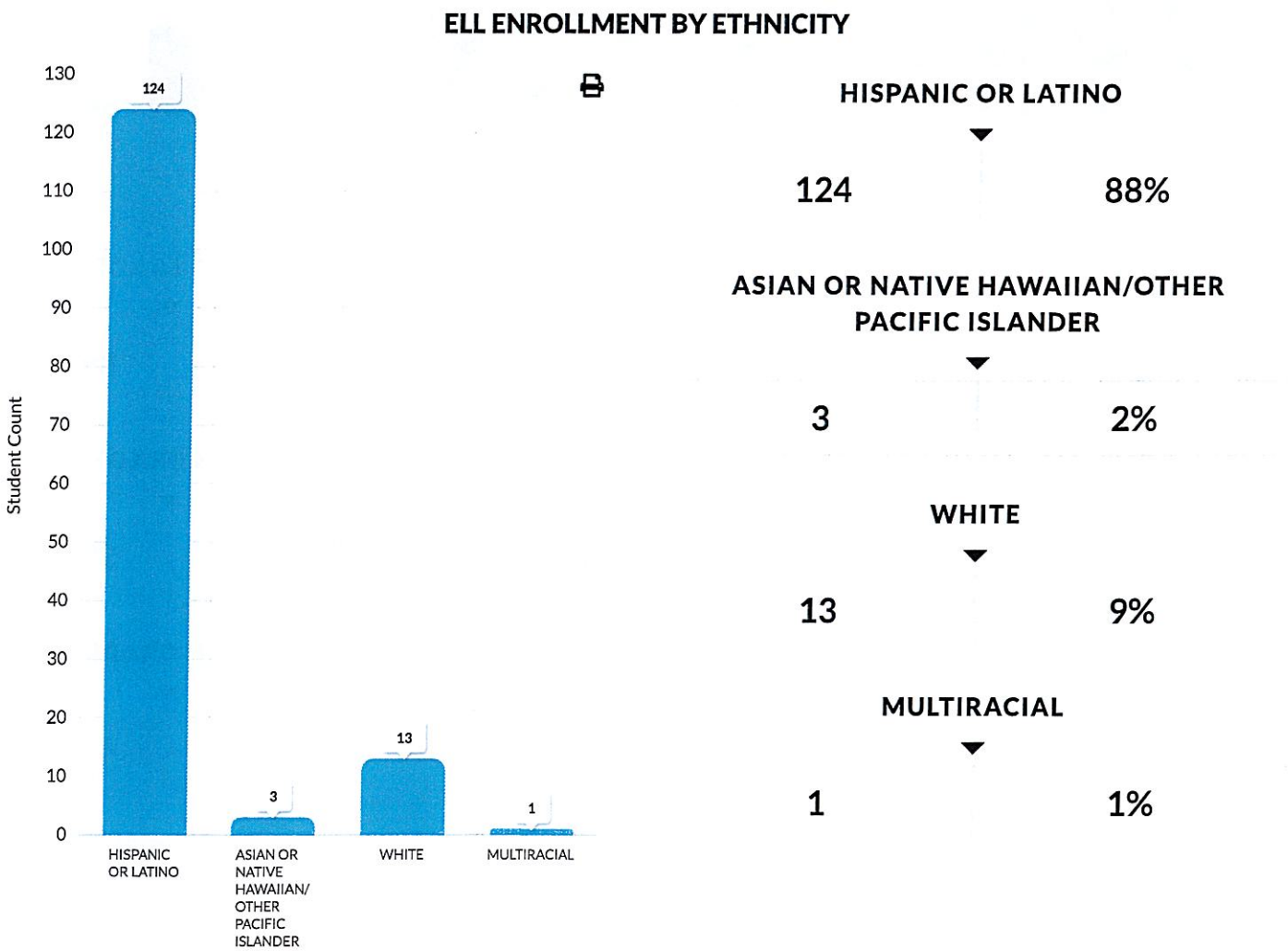

12TH GRADE

© COPYRIGHT NEW YORK STATE EDUCATION DEPARTMENT, ALL RIGHTS RESERVED.

THIS DOCUMENT WAS CREATED ON: APRIL 23, 2025, 12:53 PM EST

NORTHEAST CSD ENGLISH LANGUAGE LEARNERS
ENROLLMENT (2023 - 24)

K-12 ELL Enrollment: 141
K-12 Former ELL Enrollment: 26



OTHER GROUPS

STUDENTS WITH DISABILITIES

11

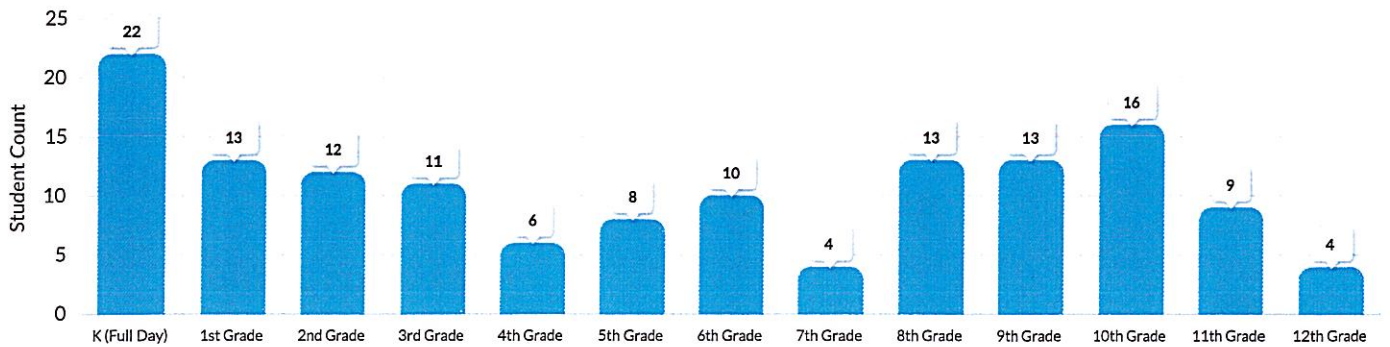
8%

ECONOMICALLY DISADVANTAGED

68

48%

ELL ENROLLMENT BY GRADE



K (FULL DAY)

22

16%

1ST GRADE

13

9%

2ND GRADE

12

9%

3RD GRADE

11

8%

4TH GRADE

6

4%

5TH GRADE

8

6%

6TH GRADE

10

7%

7TH GRADE

4

3%

8TH GRADE

13

9%

9TH GRADE

13

9%

10TH GRADE

16

11%

11TH GRADE

9

6%

12TH GRADE

4

3%

Data used to generate the Home Languages, English Language Learners Breakdown, and the English Language Learners Programs tables differs from the rest of the report. Students included in the Home Languages, English Language Learners Breakdown, and the English Language Learners Programs were those students who were identified as ELL during the school year. The rest of the report includes students who were ELL as of BEDS day.

HOME LANGUAGES

- 1 Spanish
- 2 Quechua
- 3 Arabic
- 4 English
- 5 Korean

ENGLISH LANGUAGE LEARNERS BREAKDOWN

0-3 YEARS	4-6 YEARS	7+ YEARS	SIFE
▼	▼	▼	▼
125	28	19	0

ENGLISH LANGUAGE LEARNERS PROGRAMS

ENGLISH AS A NEW LANGUAGE	ONE WAY/ TWO WAY DUAL LANGUAGE PROGRAM	TRANSITIONAL BILINGUAL EDUCATION PROGRAM
▼	▼	▼
172	0	0

ENGLISH LANGUAGE LEARNERS GRADUATION RATE

SUBGROUP	TOTAL ENROLLED	GRAD RATE		REGENTS WITH ADVANCED DESIGNATION		REGENTS DIPLOMA		LOCAL DIPLOMA		NON DIPLOMA CRED		STILL ENROLLED		GED TRANSFER		DROPOUT	
		#	%	#	%	#	%	#	%	#	%	#	%	#	%	#	%
All Students	56	39	70%	14	25%	25	45%	0	0%	6	11%	2	4%	0	0%	9	16%
English Language Learner	10	1	10%	0	0%	1	10%	0	0%	3	30%	1	10%	0	0%	5	50%

SUBGROUP	TOTAL ENROLLED	GRAD RATE		REGENTS WITH ADVANCED DESIGNATION		REGENTS DIPLOMA		LOCAL DIPLOMA		NON DIPLOMA CRED		STILL ENROLLED		GED TRANSFER		DROPOUT	
		#	%	#	%	#	%	#	%	#	%	#	%	#	%	#	%
Non-English Language Learner	46	38	83%	14	30%	24	52%	0	0%	3	7%	1	2%	0	0%	4	9%
Ever English Language Learner	3	—	—	—	—	—	—	—	—	—	—	—	—	—	—	—	—
Never English Language Learner	43	35	81%	12	28%	23	53%	0	0%	3	7%	1	2%	0	0%	4	9%

© COPYRIGHT NEW YORK STATE EDUCATION DEPARTMENT, ALL RIGHTS RESERVED.

THIS DOCUMENT WAS CREATED ON: APRIL 23, 2025, 12:54 PM EST

NORTHEAST CSD - NEW YORK STATE REPORT CARD [2023 - 24]

The New York State Report Card is an important part of the Board of Regents' effort to create educational equity and raise learning standards for all students. Knowledge gained from the report card on a school's or district's strengths and weaknesses can be used to improve instruction and services to students. The report card provides information to the public on school/district staff, students, and measures of school and district performance as required by the Every Student Succeeds Act (ESSA). Fundamentally, ESSA is about creating a set of interlocking strategies to promote educational equity by providing support to districts and schools as they work to ensure that every student succeeds. New York State is committed to ensuring that all students succeed and thrive in school no matter who they are, where they live, where they go to school, or where they come from.

NATIONAL ASSESSMENT OF EDUCATION PROGRESS (NAEP) RESULTS (2024)

National Assessment of Education Progress (NAEP) are reported for statewide (New York State) and national results only. District- and school-level results are not reported for NAEP.

NEW YORK STATE NAEP GRADE 4

SUBGROUP	READING				MATH			
	BELOW BASIC	BASIC	PROFICIENT	ADVANCED	BELOW BASIC	BASIC	PROFICIENT	ADVANCED
All Students	41%	28%	22%	9%	28%	36%	29%	8%
Students with Disabilities	73%	18%	8%	1%	63%	28%	7%	2%
American Indian/Alaska Native	*	*	*	*	*	*	*	*
Asian/Pacific Islander	26%	25%	30%	19%	14%	26%	40%	20%
Black	55%	29%	13%	3%	44%	39%	15%	2%
Hispanic	51%	27%	16%	6%	39%	38%	20%	3%
White	32%	31%	26%	11%	19%	35%	36%	10%
Two or more races	39%	23%	25%	14%	12%	40%	33%	14%
English Language Learners	79%	17%	3%	0%	59%	29%	12%	1%
Economically Disadvantaged	52%	28%	16%	5%	39%	37%	20%	3%

NEW YORK STATE NAEP GRADE 8

	READING				MATH			
SUBGROUP	BELOW BASIC	BASIC	PROFICIENT	ADVANCED	BELOW BASIC	BASIC	PROFICIENT	ADVANCED
All Students	35%	34%	26%	5%	42%	31%	18%	8%
Students with Disabilities	65%	25%	10%	1%	73%	19%	6%	2%
American Indian/Alaska Native	*	*	*	*	*	*	*	*
Asian/Pacific Islander	17%	32%	38%	13%	19%	24%	30%	27%
Black	42%	37%	19%	2%	56%	28%	13%	2%
Hispanic	47%	32%	19%	2%	59%	29%	10%	2%
White	28%	36%	30%	7%	29%	36%	25%	10%
Two or more races	*	*	*	*	45%	32%	17%	6%
English Language Learners	85%	10%	4%	1%	83%	13%	4%	1%
Economically Disadvantaged	44%	34%	19%	3%	54%	29%	14%	4%

*Reporting standards not met.

NEW YORK STATE NAEP PARTICIPATION RATES

	Grade 4 Participation Rate		Grade 8 Participation Rate	
	READING	MATH	READING	MATH
All Students	89%	89%	79%	81%
Students with Disabilities	85%	91%	87%	93%
English Language Learners	83%	84%	78%	90%

Note: Group values may not sum to 100% due to rounding.

NATIONAL NAEP GRADE 4

	READING				MATH			
SUBGROUP	BELOW BASIC	BASIC	PROFICIENT	ADVANCED	BELOW BASIC	BASIC	PROFICIENT	ADVANCED
All Students	41%	29%	22%	8%	24%	36%	31%	9%
Students with Disabilities	72%	18%	8%	1%	53%	31%	13%	3%
American Indian/Alaska Native	59%	26%	13%	3%	43%	37%	18%	2%
Asian/Pacific Islander	23%	26%	31%	20%	12%	24%	39%	25%
Black	57%	27%	13%	3%	41%	40%	17%	2%
Hispanic	52%	27%	16%	4%	34%	39%	23%	4%
White	30%	31%	28%	11%	14%	35%	39%	12%
Two or more races	37%	29%	24%	10%	20%	36%	33%	11%
English Language Learners	71%	21%	7%	1%	48%	36%	14%	2%
Economically Disadvantaged	53%	28%	16%	4%	35%	40%	22%	3%

NATIONAL NAEP GRADE 8

	READING				MATH			
SUBGROUP	BELOW BASIC	BASIC	PROFICIENT	ADVANCED	BELOW BASIC	BASIC	PROFICIENT	ADVANCED
All Students	34%	37%	25%	4%	41%	32%	19%	8%
Students with Disabilities	67%	25%	8%	1%	75%	18%	5%	2%
American Indian/Alaska Native	45%	38%	16%	1%	60%	29%	9%	3%
Asian/Pacific Islander	17%	30%	40%	13%	18%	26%	28%	29%
Black	48%	36%	15%	1%	63%	27%	8%	2%
Hispanic	45%	36%	17%	1%	55%	30%	12%	2%
White	25%	39%	32%	5%	28%	36%	27%	10%
Two or more races	30%	36%	30%	4%	38%	33%	20%	9%
English Language Learners	71%	25%	5%	0%	77%	18%	4%	1%
Economically Disadvantaged	46%	37%	16%	1%	55%	31%	12%	3%

*Reporting standards not met.

NATIONAL NAEP PARTICIPATION RATES

	Grade 4 Participation Rate		Grade 8 Participation Rate	
	READING	MATH	READING	MATH
All Students	92%	92%	88%	89%
Students with Disabilities	89%	90%	89%	90%
English Language Learners	92%	93%	91%	92%

Note: Group values may not sum to 100% due to rounding.

STAFF QUALIFICATIONS (2023-24) INEXPERIENCED TEACHERS AND PRINCIPALS

	TEACHERS			PRINCIPALS		
	Total	# Inexperienced	% Inexperienced	Total	# Inexperienced	% Inexperienced
THIS DISTRICT	70	15	21%	3	0	0%
STATEWIDE	215,701	40,882	19%	5,023	1,789	36%
STATEWIDE HIGH- POVERTY SCHOOLS	48,060	12,707	26%	1,254	512	41%
STATEWIDE LOW- POVERTY SCHOOLS	63,145	8,190	13%	1,229	344	28%

TEACHERS TEACHING OUT OF THEIR SUBJECT OR FIELD OF CERTIFICATION

	Total	TEACHERS TEACHING OUT OF THEIR SUBJECT/FIELD OF CERTIFICATION	
		#	%
THIS DISTRICT	68	8	12%
STATEWIDE	205,583	18,704	9%
STATEWIDE HIGH-POVERTY SCHOOLS	43,665	9,053	21%
STATEWIDE LOW-POVERTY SCHOOLS	60,759	1,288	2%

TOTAL COHORT GRADUATION RATE (2023-24)

Graduation Rate data are for students who first entered grade 9, four years prior to this reporting year. Graduates are as of August following the close of the reporting year. Click on High School Graduation Rate Data report to see district and state comparisons and to filter on gender, ethnicity, and other student subgroups or by 5- and 6-year graduation rates.

[illegible]

Subgroup	Total Enrolled	GRAD RATE		REGENTS WITH ADVANCED DESIGNATION		REGENTS DIPLOMA		LOCAL DIPLOMA		NON DIPLOMA CRED		STILL ENROLLED		GED TRANSFER		DROPOUT	
		#	%	#	%	#	%	#	%	#	%	#	%	#	%	#	%
Not in Foster Care	56	39	70%	14	25%	25	45%	0	0%	6	11%	2	4%	0	0%	9	16%
Homeless	0	0	0%	0	0%	0	0%	0	0%	0	0%	0	0%	0	0%	0	0%
Not Homeless	56	39	70%	14	25%	25	45%	0	0%	6	11%	2	4%	0	0%	9	16%
Migrant	0	0	0%	0	0%	0	0%	0	0%	0	0%	0	0%	0	0%	0	0%
Not Migrant	56	39	70%	14	25%	25	45%	0	0%	6	11%	2	4%	0	0%	9	16%
Parent in Armed Forces	0	0	0%	0	0%	0	0%	0	0%	0	0%	0	0%	0	0%	0	0%
Parent Not in Armed Forces	56	39	70%	14	25%	25	45%	0	0%	6	11%	2	4%	0	0%	9	16%

© COPYRIGHT NEW YORK STATE EDUCATION DEPARTMENT, ALL RIGHTS RESERVED.

THIS DOCUMENT WAS CREATED ON: APRIL 23, 2025, 12:53 PM EST

NORTHEAST CSD - NEW YORK STATE REPORT CARD [2023 - 24]

The New York State Report Card is an important part of the Board of Regents' effort to create educational equity and raise learning standards for all students. Knowledge gained from the report card on a school's or district's strengths and weaknesses can be used to improve instruction and services to students. The report card provides information to the public on school/district staff, students, and measures of school and district performance as required by the Every Student Succeeds Act (ESSA). Fundamentally, ESSA is about creating a set of interlocking strategies to promote educational equity by providing support to districts and schools as they work to ensure that every student succeeds. New York State is committed to ensuring that all students succeed and thrive in school no matter who they are, where they live, where they go to school, or where they come from.

ELEMENTARY/MIDDLE CHRONIC ABSENTEEISM

Subgroup	Students Enrolled	Students Chronically Absent	Chronic Absenteeism Rate	Level
All Students	418	85	20.3%	2
Asian or Native Hawaiian/Other Pacific Islander	4	—	—	—
Black or African American	5	—	—	—
Hispanic or Latino	147	28	19%	2
Multiracial	12	—	—	—
White	250	51	20.4%	2
English Language Learner	114	19	16.7%	3
Students with Disabilities	103	26	25.2%	2
Economically Disadvantaged	197	48	24.4%	3

SECONDARY CHRONIC ABSENTEEISM

Subgroup	Students Enrolled	Students Chronically Absent	Chronic Absenteeism Rate	Level
All Students	210	99	47.1%	1
Asian or Native Hawaiian/Other Pacific Islander	2	—	—	—
Black or African American	7	—	—	—
Hispanic or Latino	75	31	41.3%	2
Multiracial	3	—	—	—
White	123	62	50.4%	1
English Language Learner	52	26	50%	2
Students with Disabilities	47	27	57.4%	1
Economically Disadvantaged	110	47	42.7%	2

© COPYRIGHT NEW YORK STATE EDUCATION DEPARTMENT, ALL RIGHTS RESERVED.

THIS DOCUMENT WAS CREATED ON: APRIL 23, 2025, 12:56 PM EST

